

Jennifer Crenshaw

PHOTOGRAPHY

2018
complimentary

WHAT'S INSIDE:

AS TIME GOES BY: YOUR
WEDDING TIMELINE

8 SANITY SOOTHERS

BALLROOM OASIS:
BRANCHING OUT EVENTS

IS AN ENGAGEMENT SESSION
FOR YOU?

KICK UP YOUR HEELS:
A CELEBRATION
AT THE 5M RANCH

WEDDING ALBUMS:
PRODUCING YOUR
FAMILY HEIRLOOMS





FOREVER AND A DAY

WEDDING PHOTOGRAPHY FOR A LIFETIME

From the moment I took my first photo with my grandfather's Kodak camera, I knew I was onto something special. Seeing people's bright smiles, looking forward to the future, and capturing pretty and colorful imagery was the perfect precursor to my career today.

Through the years I've strengthened my skills through college courses and life experiences. The smell of darkroom chemicals was never far away, and my dreams to capture more memorable moments for others ultimately led me to my career as a wedding photographer. After all, what day is more special than your wedding?

I've been in the wedding industry in Dallas since 2008, and I've been blessed to photograph some fabulous celebrations. When I'm not behind the camera, I'm caring for my home and traveling the world looking for my next favorite photograph. I nurture my career and life goals by visiting new places annually and shooting destination weddings all over the world. Seeing the country while documenting such an important day for clients remains one of my greatest pleasures both in my photography business and in my personal life.

I look forward to creating unique, beautiful photographs for you to cherish forever. I encourage you to print your photos, for these images will be a window back to your special moments for years to come.

Embrace the now moments forever.

Yours,

Jennifer Crenshaw



letters from you



Brenda and Andrew

Her attention to the "little things" really set her apart from other photographers and make her work top-notch. Everything she does is of the highest quality, from her albums to her website. Because of Jennifer, I have the most gorgeous photos and wedding album I could ever have imagined!



April

Jennifer did my bridals in her studio. She is very professional and wonderful to work with. She does a good job of giving direction on posing and has a keen eye to make sure the photo will turn out how it should.

She's a fantastic photographer, and I couldn't be happier with my pictures!



Heather and Jason

Jennifer is amazing! She did a fantastic job of capturing our special day. She is very professional, patient, and kind. Our pictures turned out excellent. I would highly recommend Jennifer Crenshaw Photography!

My fiancé and I really want to have a nighttime wedding, but I've heard that it would spell disaster for our pictures. What do you think we should do?

Go for it! While photographers generally prefer natural light to artificial light for the photographs, you should always do what makes you happy. At Jennifer Crenshaw Photography® we come equipped to handle any lighting situation and have years of experience with many different venues and circumstances, including nighttime weddings. Because you never have to worry about your images not turning out nicely, go ahead and have your dream wedding and leave the details to us!

I know it's best to take formal photographs before the wedding, but I guess you could say we are old-fashioned. Why do you think taking the formals beforehand is so important?

Here at Jennifer Crenshaw Photography®, we definitely pride ourselves in catering to the needs and desires of our clients. That said, we are believers in taking the formal photographs before the wedding, ensuring not only more time to get the best photographs but also getting the formals out of the way by the time you are ready to go to your party. We find that stress levels with brides, grooms, family members, and wedding parties are greatly reduced when the formals are taken care of and they can focus on just having fun and being with their guests. Also, depending on the time of day, we may have better light and access to better portrait locations before the ceremony.

We'd love to set aside some time for an engagement shoot. Is this something you do?

We sure do! We work with you to plan the engagement shoot of your dreams, including location selection and wardrobe recommendations. Additionally, we can even help you design pieces for your wedding using your engagement shoot photos for sign-in guest books, save-the-date cards, thank-you cards, table place settings, and much more. Jennifer Crenshaw Photography® also offers many wonderful album and folio options to help you remember your engagement shoot forever. Be sure to read the rest of this magazine for more information about scheduling your own engagement shoot for a lifetime of special memories.

HAVE A QUESTION? We'd love to hear from you and answer your question in a future issue of our studio magazine. Please send your question to info@jennifercrenshaw.com.



A Celebration at the 5M Ranch

Check out the blog to see more photos from the Mildren's Ranch Celebration.

Family and friends gathered at the home of Dianne and Glynne to celebrate their birthdays and the newest addition to their beautiful ranch home, the 5M Ranch Barn! However, this is not your run-of-the mill barn. It's not only a great space for any event you can dream of, it also comes equipped with guest bedrooms and bathrooms, a bar, and an outdoor patio that looks out onto the beautiful Texas landscape.

I met the entire family, who mostly live in the Dallas area and traveled to the home in Meridian, Texas. The afternoon fun started when we began taking family photos while walking around the ranch. I had a great time photographing the kids chasing the chickens, feeding the cows, and capturing family moments between every generation.

As guests began to arrive, they were greeted at the main house with Moscow mules and hors d'oeuvres served by Bestyett Catering. Everyone mixed and mingled, and when the dinner bell rang they were lead down a lighted path to the barn where Dianne and Glynne thanked everyone for coming and blessed the food. Dinner and drinks were served in the barn and included deviled eggs (made of eggs from the ranch's chickens), an avocado bar with an array of toppings, and strawberry shortcake to sweeten the evening.

While people went through the food lines, 3 Fools on 3 Stools played a little country music on their drive-up stage. Guests danced on the patio and a line call dancer came out to teach everyone line dancing. Diane stepped onto the dance floor in her cowboy boots and had a great time boot scooting with her friends and family. The night ended with a beautiful pink Texas sky, laughter, and love celebrating Glynne and Diane.

THEIR FAVORITE PHOTO MOMENT

"We have lots of new grand-babies, and we wanted to make sure we were able to have family photos taken before the party started. Jennifer arrived early and walked us around the ranch. She took some precious photos of us with all the kids and animals! Those turned out to be our favorite from the whole day."



VENDORS: DFW Events, Bestyett Catering, Bloomingals, Beyond Lighting,
Line Dancer-David Callahan

TIPS FOR A STRESS-FREE WEDDING DAY

- *Be sure to have a hair and makeup trial at least a month before your wedding. This will give you peace of mind to know exactly how you will look and give you the opportunity to change things in advance if necessary. Be sure to bring all jewelry to the trial to see how makeup shades work with the pieces.*
- *Have your florist deliver your flowers to where you are getting ready, not the ceremony venue. Since you never know when the mood will strike for a great photo, you'll want your flowers there and ready to go.*
- *Find out what the photography rules are at the ceremony location. All venues are different, some restricting the location of photographs and even the times they are permitted.*
- *If possible, arrange to have your formal photographs taken before the ceremony. Getting this step out of the way early in the day frees up the rest of your time to spend with your guests. You will be able to go straight to cocktail hour and catch up with loved ones without stress. It's a new age, so it's no longer considered bad luck for the groom to see the bride before the wedding.*
- *Have food delivered to your getting-ready location. It may be hectic, but take the time to have a bite to eat before the wedding as it will be a while before you have the opportunity to nourish yourself during the reception.*
- *Prepare an emergency bridal kit with clear nail polish, mints, a sewing kit, stain treater, Visine, safety pins, bobby pins, pain reliever, and mini deodorant.*
- *Allowing 50% more time for hair and makeup than you originally anticipated alleviates the number one reason wedding schedules end up running late. This will ensure that you have plenty of time for all the portraits you want to take before the wedding.*
- *Make sure you discuss a "rain plan" with your venue just in case Mother Nature doesn't see sunshine in the cards.*

PLEASE JOIN US FOR A

Good Ol' TEXAS HILL COUNTRY RANCH CELEBRATION

WITH Dianne and Glynne Mildren

3533 COUNTY ROAD 15, SAN ANTONIO, TEXAS 76665

WHAT TO WEAR AND CASUAL DRESS

GIVE US A HOLLER

WE CAN MAKE IT



A WEDDING DAY PHOTO TIMELINE

A wedding is a whirlwind of events, gone in the blink of an eye. There's little more important to a perfectly executed event than an organized timeline. If you are looking to effectively plan your wedding day with your wedding coordinator or fiancé, here's a look at a typical wedding photo timeline from our point of view. We are here to assist you in planning your day so you don't miss a beat.

6 HOURS BEFORE THE CEREMONY

I've just finished packing my bags, and I'm now going over the wedding information form and having a meeting with my assistant to talk about the details of the day.

4 HOURS BEFORE THE CEREMONY

I leave the studio for the wedding site. The bride's hair and makeup should be well underway to leave plenty of time for family and couple photos.

3.5 HOURS BEFORE THE CEREMONY

I arrive at the preparation site to capture the finishing touches of hair and makeup and to document the bride getting into her wedding dress and the groomsmen making their final preparations.

2.5 HOURS BEFORE THE CEREMONY

We arrange for a "first meeting" for the bride and groom where they see each other before the ceremony. Immediately after this we begin formal photographs with the entire wedding party and the bride and groom's immediate and extended families.

2 HOURS BEFORE THE CEREMONY

The bride and groom's portraits begin. We work in a variety of locations and capture a wide range of poses. About an hour before the ceremony we stop to allow you to freshen up, collect your things, and make it to the ceremony site on time.

30 MINUTES BEFORE THE CEREMONY

I leave the preparation site to set out for the ceremony site. Here I coordinate with my assistant and set up any equipment we need during the ceremony. We take a last look around and find where the light is coming from to best document the ceremony. At this time you should have a quick refreshment and take 15 minutes of quiet time with just the two of you; you'll want to regroup before all the excitement begins!

30 MINUTES AFTER THE CEREMONY

We arrive at the reception site and immediately begin photographing candid shots of arriving guests and continue into the cocktail reception. If there are any additional formal photographs desired we will take this time to finish them in plenty of time for the reception.

45 MINUTES AFTER THE CEREMONY

We enter the dining room before the guests arrive to photograph the cake and floral decor. We also take this time to set up room lights and spotlights if we find they are needed. Just before the guests arrive we touch base with the catering manager or wedding coordinator to see if there are any last-minute changes to the reception schedule.

1 HOUR AFTER THE CEREMONY

At this time we strictly document the reception candidly as it unfolds, including the first dances, toasts, dancing, and cake cutting. But don't worry, we are always available for any photo request you may have throughout the evening. Just ask!

4 HOURS AFTER THE CEREMONY

We pack our equipment and prepare for our departure. But first, we will check with you to make sure there aren't any additional photos you would like or an overtime request. We may go outside for a night "time exposure" photograph of the two of you to showcase the beauty of your location at night.

Two weeks before your wedding, we will touch base via phone or email to discuss your wedding day photo timeline. At this time we will also provide you with our Client Information form to fill out with all your wedding details, including locations, family members, special wedding day events, vendors, and much more. This information will ensure that we are all on the same page for an unforgettable and stress-free event!



VENDORS: Warwick Melrose Dallas, David Kimmell Design, Maitee Miles, Bridal Salon at Stanley KorshaK, Ben Amun, Perch Event Decor



IT'S ALL IN THE DETAILS

WHAT AMAZING ACCOUTREMENTS GO INTO THE MOST DELICIOUS DAY EVER?

So many things are special about your wedding day. While they may seem like small details, the unassuming pillow your ring bearer carried might have been made from your christening gown. Or those shoes with the delicate pearl buttons may have been your mother's. These are the smaller, sometimes unnoticed details that tell the story of your special day, which we document for you at Jennifer Crenshaw Photography®. Whether it's your bouquet or your shoe or your something blue, it's all a part of your distinct personality as a couple, sharing your yesterdays while you prepare for your many tomorrows.





1. **RUSTIC FLORAL ARRANGEMENT** BLOOMINGALS FLORIST 254-296-2772
2. **REFRESHING FLAVORED WATERS** HAVE WATER ON HAND, ESPECIALLY FOR AN OUTDOOR CEREMONY
3. **THE EYEBALL** A GREAT BACKDROP FOR A FABULOUS EVENT THE JOULE HOTEL 214-748-1300
4. **WEDDING DRESS** THE BRIDAL SALON AT STANLEY KORSHAK SCHEDULE AN APPOINT. 214-871-3611
5. **COCKTAIL HOUR FLORALS** AS YOU WISH EVENTS 972-385-1706
6. **TROPICAL TABLE SETTING** BRANCHING OUT EVENTS 214-7415-3807
7. **HORs D'OEUVRES** BESTYET CATERING FROM WACO 254-753-8469
8. **BRIDESMAID'S BOUQUET** CREATED BY POSH FLORAL DESIGNS 972-523-1771
9. **FROZE ALL DAY** GREET GUESTS WITH THIS SWEET PINK DRINK
10. **WEDDING SHOES AND GARDENIA BOUQUET** BADGLEY MISCHKA, GARDENGATE FLORAL 214-220-1272





FROM SHOOT TO ALBUM

The weeks prior to and directly following your wedding planning are busy times. Here at Jennifer Crenshaw Photography® we honor your harried moments with a special timeline that will help you understand how we are working our hardest to avoid any unnecessary surprises.

Two weeks before your wedding: After chatting on the phone about the day and discussing any last-minute specifications, we send you a Client Information form to fill out all the details most important to you for capturing the best images possible.

Two days before your wedding: We give you a quick check-in call to confirm all the details from the schedule and your wedding form.

The day of your wedding: We arrive at the scheduled time and quickly run through the course of the day. Then we coordinate with your family and friends regarding scheduled start times for formal portraits and what to expect.

A week after your wedding: We collect all of your wedding images, which will then be edited, archived, and prepared for your online gallery or reveal session. At this time we will also send your album questionnaire.

Four weeks after your wedding: We deliver your private online proofing gallery with all of your images.

Five weeks after your wedding: Your album images will be selected by Jennifer Crenshaw Photography® or by you, and your album commission will begin.

Eight weeks after your wedding: You will receive your album design to approve. At this time you can make any changes and approve your album to go into production.

Ten weeks after your wedding: You come by the studio to pick up your your album. We can also use this opportunity to take orders for portraits, wedding party member gifts, parent albums, and any of the other unique keepsakes we offer.



VENDOR SPOTLIGHT



BALLROOM OASIS

I had the pleasure of working with Debbie from Branching Out Events at an event for the Dallas NACE Foundation. The Joule Hotel was the host of the event, and I couldn't believe the flower arrangements! The venue was gorgeous before, but it looked as if it had been transformed into a tropical oasis complete with green palm leaves and candlelight.

Branching Out Events is a full-service floral and event design company located in the heart of Dallas. The team is led by owner Debbie Jewesson, and you can tell that she has a genuine creative passion for her work and her clients. For more of her beautiful work, check out her features in D Weddings, Brides of North Texas, and Modern Luxury Dallas.

To learn more about how Debbie and her team can transform your wedding venue into a stunning scene, call her at 214-741-3807 or stop by her store at 127 Leslie St., Dallas, TX 75207 during hours of operation.

Branching Out Events Facts

Branching Out Events offers more than beautiful bouquets.

"While our first love is, and will always be, flowers, we are so excited to offer our clients an exclusive line of furniture and decorative items designed and curated by Debbie." Branching Out Events website

The new line of lounge furniture rentals and their extensive collection of containers, candles, decorative accessories and more make Branching Out Events a one-stop shop for a beautiful wedding or event design.



STRIKE A POSE

Here at Jennifer Crenshaw Photography®, we take pride in capturing the most natural, candid portraiture possible. This style showcases your day as it was, helping to bring your personalities forward and documenting your day for a lifetime of memories.

While we shoot the majority of our images this way, it's also very important to capture traditional formal portraits as well. These group shots are best immediately when everyone is ready and fresh, right before the ceremony, and since our most important goal is getting you to your wedding on schedule, we allow 3-5 minutes for each desired grouping to ensure maximum results with minimal time. (Make sure all flowers and boutonnieres are delivered on time and affixed to family members and to the wedding party in advance.)

Because we prefer to keep the number of groups to ten or less for more intimate group shots, we always start with the largest group and break it down after that to allow for mingling. As time permits, we love to include a picture of the bride with each of her bridesmaids, and the groom with each of his groomsmen, since each person who has been invited has close, personal ties with the couple.

If you have ideas for any "can't-miss" portrait groupings you would like to see photographed during this time, be sure to note them on your provided wedding information form. We're happy to work with you to capture all of your special moments!



ALBUM COMMISSIONS

Jessica and Reed's wedding album was a culmination of all the wonderful memories of the day presented in a beautiful book that tells the story for a lifetime. Because the wedding album process can be a little challenging for busy couples like the Hatleys, we provide full album services from image selection to design to cover selection, and more. Choosing from our main album line of gorgeous leatherbound books constructed from only the best quality materials and workmanship, we fashioned a professionally designed heirloom complete with personalized details for decades of enjoyment.

Design Services

Never worry about design; Jennifer Crenshaw Photography® includes full design services for each album purchased. Want to choose your own images? That's fine too! You will be provided an album questionnaire after the wedding to help create your custom-designed album.

Album Commissions

Album commissions include 30 sides, and you can choose the size that's right for you: small, medium, large, or extra large. Retouching of all album images is included in each album commission, and all retouched images are also included on your Flash Drive.

Design Options

There are three album designs to choose from: Matted, Flush Mount, and the beautiful Digital Matted Album (DMA). Please set up a consultation to see and feel examples of each.

Cover Options

The possibilities are endless with cover options. We offer genuine leathers as well as faux leathers that can be monogrammed with text and images. We also have photographic covers that can be covered in a luxurious acrylic.

Parent Albums and Guest Albums

Albums aren't just for couples anymore. Our parent albums are the perfect gifts to present to the parents of the couple after the wedding, and guest albums are great for your wedding party. Each album is a duplicate of the bride and groom's album.





considering an engagement session?

Romance is in the air, and the anticipation of a lifetime together comes to a crescendo in the rush of the weeks leading up to your wedding, causing you to wonder: Is an engagement shoot necessary? After all, your wedding pictures share the beginning of your life, right?

Shooting an engagement is important for several reasons. First, this time allows you to get comfortable in front of the camera with your photographer, figuring out how you work best together before the wedding. Next, you can showcase your personalities in a more casual setting while creating some fun captures for wall portraits, your wedding sign-in book, or folio boxes.

Best of all, you can remember this special time forever away from the throngs of loved ones and friends. This is your time together.

Portrait session planning, like what to wear and location, are determined during the initial client meeting and via email correspondence. We will have a one-on-one image reveal session where all the edited images will be shown in a slideshow format. During this time, you will be able to purchase your photographs for the wall and for your folio boxes.



Great engagement shoot ideas:

♥ **At the place he proposed:** After all, what better way to capture an engagement than the place it all started!

♥ **At your favorite restaurant:** Meaningful memories happen with food, ambience, and your special song playing in the background.

♥ **Doing your favorite activity:** You both enjoy playing checkers. What better way to capture your personality than in the heat of game play, the agony of defeat, or the comedy of contemplating your next move?

♥ **Where you first met each other:** Whether your first meeting was a discussion at the library or fumbling for the door at the local coffee shop, going back to your beginnings is a marvelous memory.

♥ **Images with your pet:** What better way to capture your new family than by including a beloved shared pet in your session?

♥ **Your favorite skyline:** Your city is beautiful at any time of the year, and the skyline shares where you live now, a beautiful location that might change with time.

♥ **A downtown urban session:** Fun and funky, pictures in alleyways or in otherwise undiscovered locations make for a more intimate view of the city.



♥ **An amusement park:** Nothing says fun like the Tilt-A-Whirl to go with your whirlwind romance.

♥ **A romantic beach:** In the morning, evening, or any time of day, the sea meets an endless sky for a feeling of forever.

♥ **Vintage-styled, with old furniture and funky clothes:** Bring out your nostalgic or avant garde side with some dramatic, edgy modern shots coupled with retro stylings.

♥ **At your favorite, cute coffee shop:** Quirky and cozy, local mom-and-pop shops are a great way to take a quick break to refuel and to catch some local, architectural shots with you in the process.

♥ **Seasonal:** Catch the nuances of the seasons, including everything from a winter wonderland, to leaves of fall, to flowers in spring, to the lush, green summers in nearby beautiful fields and forests.





WALL PORTRAITS

Here at Jennifer Crenshaw Photography® we value you, your wedding, and your artwork. Your family is your art, and we believe that wall portraits are the best way to showcase the beautiful photographs from your portrait session and wedding day.

Wall portraits come in a variety of sizes with the smallest size being 8x12. Each print is delivered matted, mounted, and ready to frame.

All photographs are printed on fine detail, high resolution, archival paper that has a luxurious smooth surface. This paper is Certified for 100+ years! This means that photographs will be hung in your family's home for several generations and your grandchildren will be able to see a photo of you on one of the best days of your life.

When you book a portrait session with Jennifer Crenshaw Photography® you will receive a Reveal Session after the shoot. We look at your images in a slideshow on the big screen, and you get to choose your favorites.

We will then look through your selected images and decide the best way to display your photographs. The wall portrait is a classic and timeless option for anyone.

During your Reveal Session we will look at how your photographs will fit on the walls of your own home. How, you may ask? By sending us photos of the walls you want to see artwork on. Having the Reveal Session in your own home is another great option.

Framing and installation are also available.




FOLIO BOXES

The Folio Box is another great option for displaying your favorite photographs. These boxes look beautiful on a shelf or on a table in your home and are very versatile. It's like buying wall portraits in bulk!

Jennifer Crenshaw Photography® recommends displaying the matted prints in the box on a table. These beautiful boxes are a nice option because they allow you to change out photographs at any time.

Another option is framing. Since each image comes frame ready, all you need to do is pick out the perfect frame. These photographs framed will look great as a wall grouping or placed separately throughout your home. And don't forget about the box! Use the keepsake box for other personal memories, perhaps mementos from the wedding day.

The Folio Box has three print options. You can choose a box with 10, 20, or 30 matted, archival, fine art prints. All Folio Boxes are designed with an 8x12 print in an 11x14 mat. The 11x14 box is customizable and made with the highest quality materials.



KEEPSAKE BOXES

For couples who want all of their photographs from their session or wedding printed, and want to give gift prints to family and friends, this is a great product for you.

Proof Boxes contain all edited images as a 5x7 or 4x6 printed photograph. The Proof Box can be customized with text and images printed directly on the box.

Also included with the Proof Box is a Flash Drive (USB) and print release. All digital images are high resolution and contain no watermarking.





PUBLISHED



YOU CAN FIND THE WORK OF JENNIFER CRENSHAW PHOTOGRAPHY® HERE...

BRIDAL LIFESTYLE
BRIDAL GUIDE
BRIDES OF NORTH TEXAS
CARATS & CAKE
DALLAS CHILD
D MAGAZINE
THE KNOT
MODERN LUXURY
PARTYSLATE
PERFECT WEDDING GUIDE
RUFFLED
STYLE ME PRETTY





NOTES







"JENNIFER CRENSHAW PHOTOGRAPHY® CAPTURED SO MANY SPECIAL MOMENTS FOR US. OUR IMAGES HAD AMAZING LIGHT AND MOVEMENT, AND ON TOP OF THE QUALITY OF HER WORK, SHE WAS SO SWEET AND EASY TO WORK WITH."

—ANNA BERGER

Jennifer Crenshaw
P H O T O G R A P H Y

214-668-8811

JENNIFERCRENSHAW.COM

INFO@JENNIFERCRENSHAW.COM

866 PRESIDENTIAL DRIVE, SUITE 400

RICHARDSON, TEXAS 75081

COMPLIMENTARY PORTRAIT VOUCHER

*When you book Wedding Photography +
Album Commission Together
A \$290 value*

Please present this coupon at time of booking. Must purchase together before the wedding

EXPIRES 12/31/2018
JENNIFER CRENSHAW PHOTOGRAPHY®

